

NO HASSLES HEALTHCARE

SAVINGS
SIMPLICITY
SECURITY

THE RESULTS

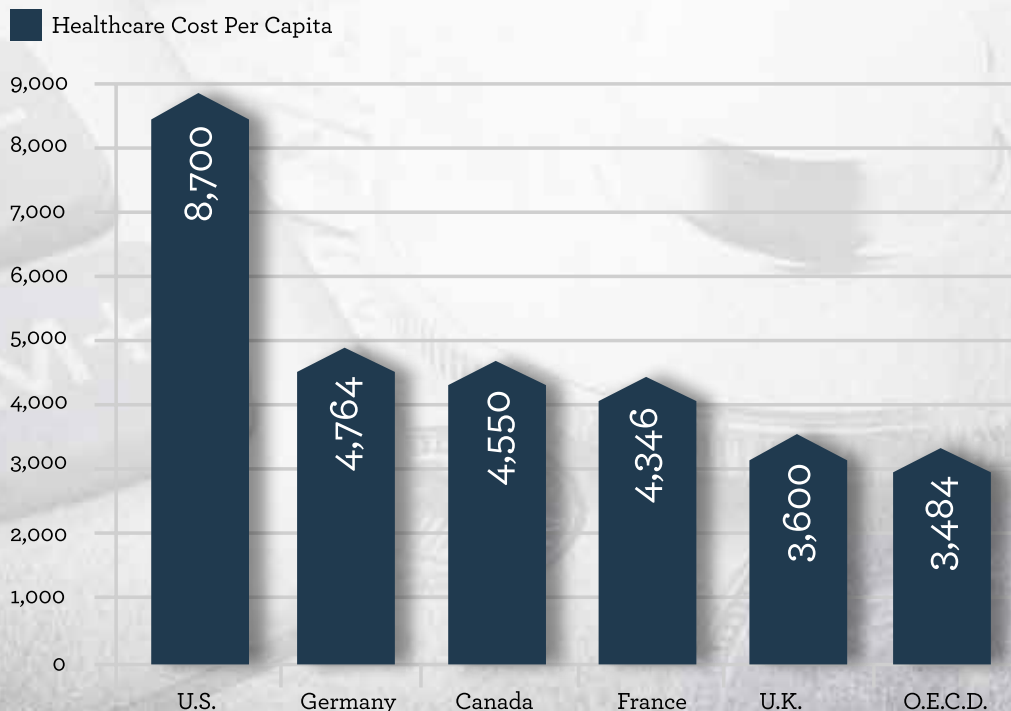
Did you know?

... the U.S. healthcare bill flew past \$3 trillion last year?

We have the most expensive healthcare in the industrialized world.

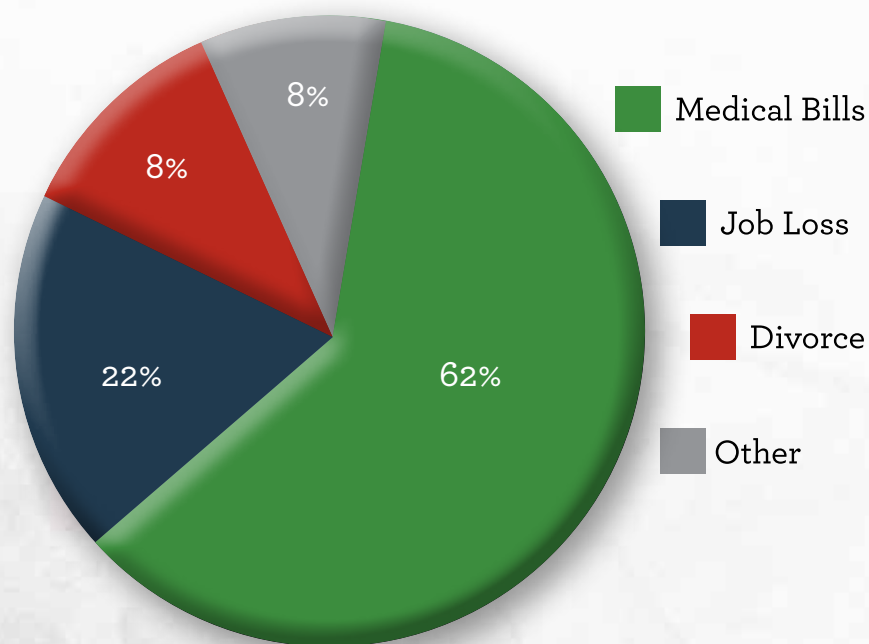
600,000 American families (affecting 1.4 million people) file for medical bankruptcy each year.

Healthcare Cost Per Capita



Should over 60% of all household bankruptcies in the US be due to medical bills?

U.S. Household Bankruptcies



★ THE PROBLEM ★

• Too many Americans can't afford the copayments, deductibles, payroll deductions and denials that are at the heart of our current healthcare system. Many routinely skip their prescription medications and avoid going to the doctor because they simply don't have the money to cover the deductibles.

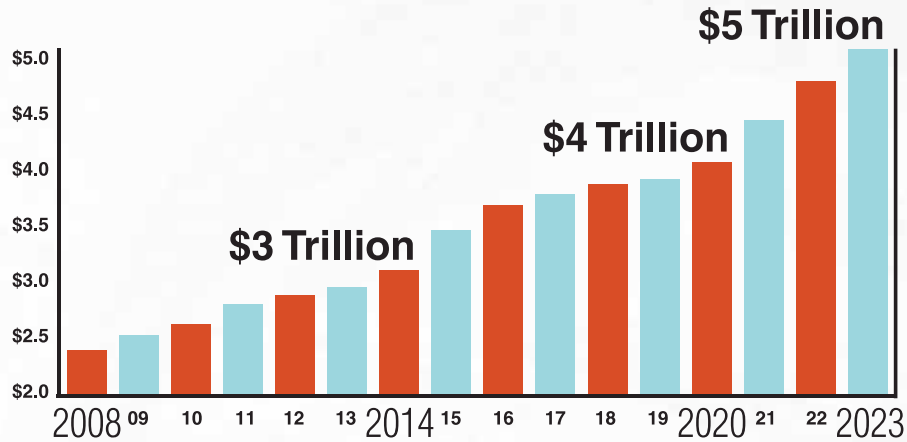
Of the 1.4 million Americans who file for medical bankruptcy each year, 75% have health insurance.

★ THE FIX ★

• A single-payer system could operate without high deductibles and co-pays.

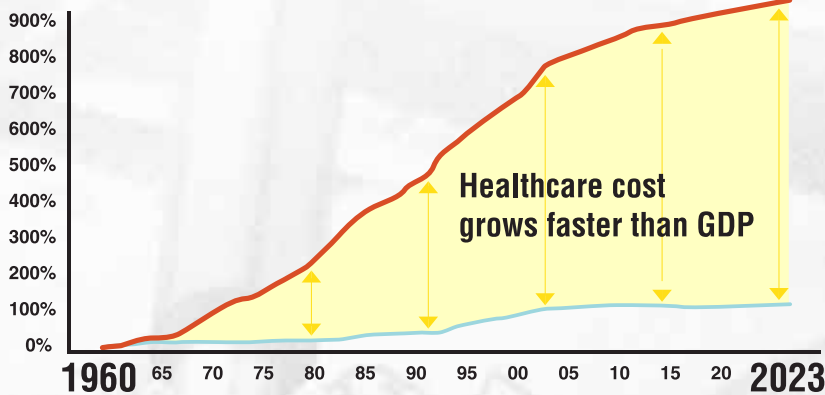
Should our National Healthcare bill be over *\$3 trillion*?

HEALTHCARE COST IS RUNNING AWAY FROM US



Center for Medicare and Medicaid services. U.S. government.

NUMBERS THAT KEEP ECONOMISTS AWAKE



World Health Organization Rankings:

- #1 - France
- #2 - Italy
- #10 - Japan
- #18 - U.K.
- #36 - Costa Rica
- #37 - U.S.A**
- #39 - Cuba
- #41 - New Zealand

★ THE PROBLEM ★

- Insurance companies have not been able to control healthcare costs.
- 21% of drug prescriptions are not filled because Americans cannot afford to pay for them.
- We spend more on healthcare than any other country but get far less in return.

★ THE FIX ★

- A single-payer system would immediately cut hundreds of billions in costs, returning that money to American communities, businesses, and families.
- Coverage will no longer be tied to a job.

THE FIX

NEGOTIATE

drug prices with pharmaceutical companies just like most countries in the world, saving over \$150 billion a year.

IMPLEMENT

a single-payer system that will drastically reduce administrative costs.

ELIMINATE

the complexity of the private insurance system and in the process reduce the U.S. healthcare costs by more than \$500 billion a year.

ALLOW

physicians and patients to determine appropriate care, not insurance companies.

2016 NATIONAL HEALTH EXPENDITURES With Reform

<u>No Reform</u>	<u>Medicare for All: Single-Payer Reform</u>		<u>Savings</u>
HOSPITAL CARE	1087	Reduction in Administrative Expense. 895	192
PROFESSIONAL SERVICES	908	Establishment of a Unified Fee Schedule. 794	114
OTHER SERVICES, INCLUDING HOME, RESIDENTIAL, NURSING CARE	452	397	55
GOVERNMENT & PUBLIC HEALTH	95	95	0
DRUGS & MEDICAL DEVICES	404	Negotiated purchasing. 253	151
PRIVATE HEALTH (FINANCING SIDE)	206	Elimination of private insurance. 0	206
GOVERNMENT ADMINISTRATION	38	46	-8
GOVERNMENT BIO RESEARCH	54	54	0
STRUCTURES & EQUIPMENT	134	134	0.
	\$3.37 TRILLION	\$2.66 TRILLION	\$710 BILLION
ADDITIONAL EXPENSES:			
· UNIVERSAL COVERAGE FOR ALL CITIZENS, AN ADDITIONAL 29 MILLION AMERICANS ARE COVERED.			77
· INCREASED UTILIZATION OF HOSPITALS, PROFESSIONALS AND OTHER SERVICES ABOVE DUE TO ELIMINATION OF OUT OF POCKET EXPENSE.			129
			504
			↑
			NET SAVINGS

Place healthcare back in the hands of
DOCTORS AND PATIENTS.

ONE insurance plan, ONE rate system ...
A SIMPLE SOLUTION.



**Where we are
(today)**

-to-

**Where single-payer
reform takes us.
(tomorrow)**

High-cost, commercial insurance companies.



Low-cost, publicly funded single-payer.

Administrative costs are 30-35%.




Administrative costs are 3-5%.

More than 30 million uninsured.



All Americans are insured.

Drug companies charge more in the United States than in every other country in the world.



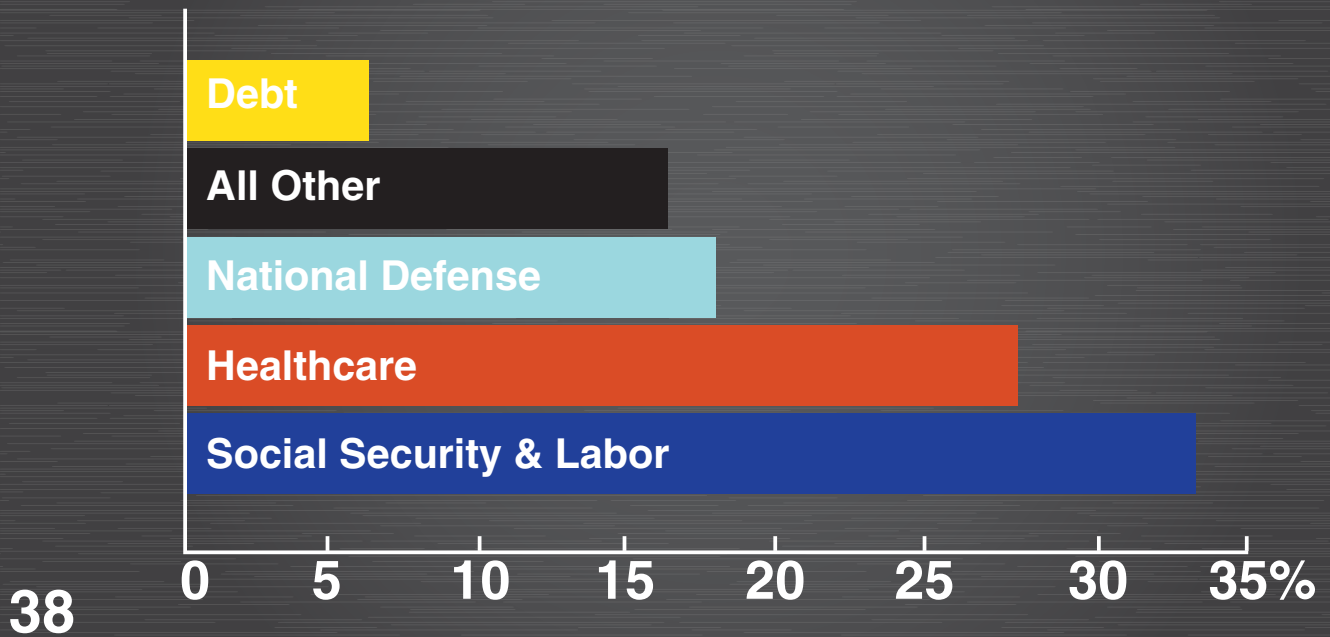
U.S. negotiates lower drug prices, saving Americans billions of dollars a year.

Many Americans go without or postpone care because of high deductibles and co-pays.




Coverage that encourages prevention and wellness to reduce the need for more expensive care later.

FEDERAL BUDGET 2015



ADMINISTRATIVE EXPENSE



Taiwan

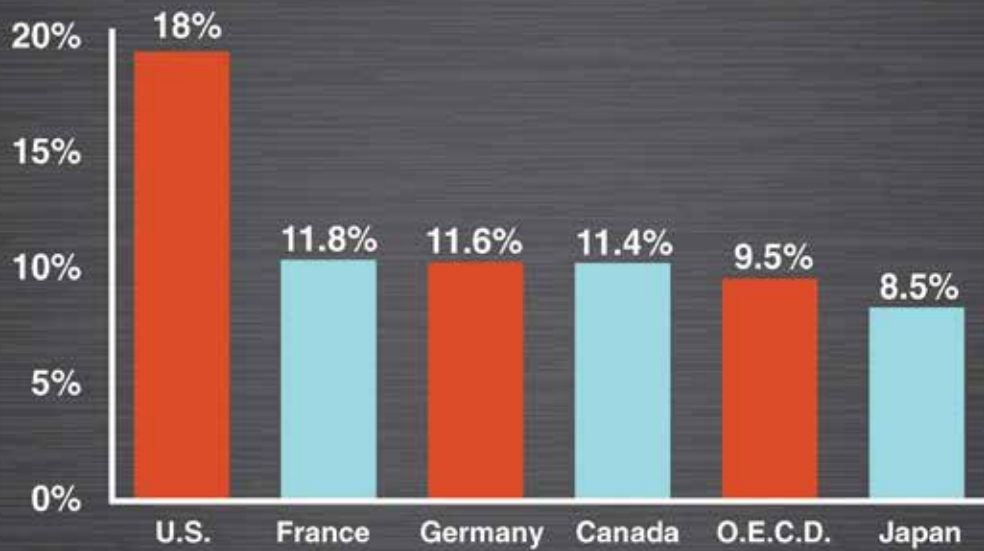
1.6%



U.S.

30-35%

HEALTHCARE COST AS A PERCENT OF ECONOMIC OUTPUT (GDP)



91

Extrapolated from: Commonwealth Fund

FAMILY HEALTHCARE AVERAGE TOTAL COST... UNDER EMPLOYER SPONSORED PLAN

2002 **2014**
(\$9,235) **(\$23,239)**
COST OF HEALTHCARE INCREASE **250%**



Milliam Medical Index

Increased 6.4% in 2015



Fix It is a documentary that goes deeply into the heart of the current healthcare crisis. Despite recent reforms, Americans remain vulnerable to economic catastrophe with a serious illness or injury – the insured and uninsured alike.

Many families are forced to make the horrible choice between needed drugs or treatment and food.

America's healthcare providers are saddled with a huge administrative burden while trying to focus on patient care.

Fix It provides a solution to America's runaway healthcare costs. That solution is a single-payer system.

Watch The Move QR



WWW.FIXITHEALTHCARE.COM



WE CAN "FIX IT" !